

VERTICAL LIFT TRANSACTION | WINDOW

FEATURES

- ▶ Delivered complete and ready for installation
- ▶ Wide range of sizes and finishes
- ▶ Levels 1 through 3 ballistic options
- ▶ Full vision through unit
- ▶ Manual lift operation

CONSTRUCTION

The Vertical Lift Transaction Windows consists of fixed and sliding transparent bullet resisting panels as needed to secure an opening, along with the aluminum framework, hardware, and fasteners needed for installation. All components are completely fabricated and ready for installation. The manual lift sliding panel can be opened to allow passage of packages and more familiarity with customers during periods of low threat.

CASH TRAY OPTIONS

- ▶ Brushed stainless steel
- ▶ Bullet traps can be added

BULLET RESISTING GLAZING MATERIAL

Bullet Resistant Level 1	1 1/4" Uncoated Acrylic
	1 1/4" AR Coated Acrylic
Bullet Resistant Level 2	1 3/8" AR Coated Acrylic
Bullet Resistant Level 3	1 1/4" LP 1250 Laminate

ALUMINUM FINISH OPTIONS

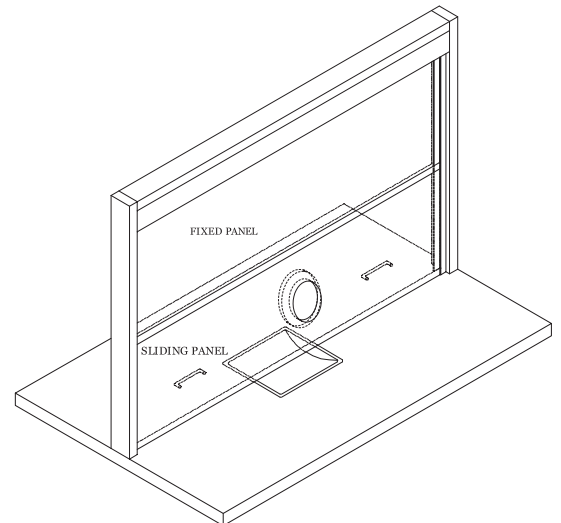
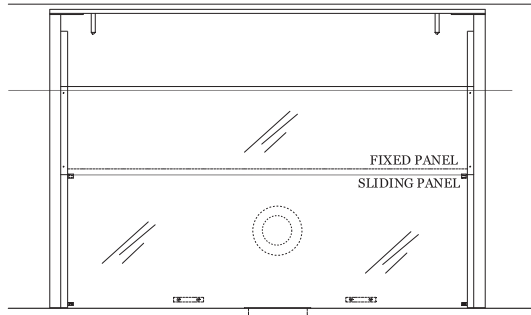
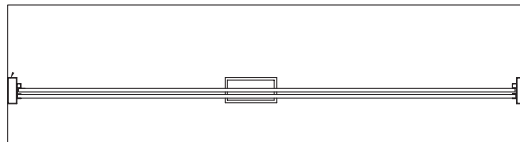
- ▶ Clear Anodized
- ▶ Dark Bronze Anodized
- ▶ Custom Paint On Request

SPECIFICATIONS

- A. GLAZING
Glazing materials shall be of a type listed by Underwriter's Laboratories, Standard 752 for bullet resistance and/or tested by H.P. White Laboratory for specified bullet resistance.
- B. FINISH
Aluminum components shall be finished per customer specifications.
- C. HARDWARE
Workstations are to be provided with all hardware and components necessary for installation.
- D. CONSTRUCTION
All components are to be completely prefabricated and ready for installation.
- E. FRAMING
Level 3 rated aluminum jambs housing a steel counterbalance for ease of operation.

MARKETS SERVED

- ▶ Convenience stores
- ▶ Gas stations
- ▶ Food service establishments
- ▶ Other "at risk" facilities



HANDLING INFORMATION

Handling: Care should be exercised during shipping and handling to maintain transaction window appearance.

Storage: Store upright in a dry, well ventilated building or shelter at a constant temperature. Do not store in damp areas or freshly plastered buildings. Place unit on wood blocks at least 2" high to prevent moisture damage.

Application: Remove from protective container just prior to installation. Care should be exercised when installing the Vertical Lift Sliding System Window to insure that installation is level, plumb, square and secure.

Cleaning: You must clean the glazing unit during and after the construction period to maintain optimum performance and aesthetic properties. To clean, use a soft, clean cloth and a mild soap, detergent, or slightly acidic cleaning solution (such as vinegar). Wipe with a clean, lint-free cloth.

TECHNICAL SUPPORT

TSS maintains a full staff of professional and experienced sales representatives, project estimators, engineers, draftsmen, craftsmen and installers ready to assist in all phases of the bullet resistant project from initial design through installation. Consult our sales department or your local representative for assistance with all your bullet-resistant needs at 1.517.223.7807.

LIMITED WARRANTY

TSS offers a twelve month limited warranty. This warranty does not cover damage caused by neglect, abuse, vandalism, improper maintenance, accident or any other cause beyond the suppliers control not arising out of defects in material or workmanship. The warranties stated replace and exclude all other warranties. The warranty is limited to replacing products that fail to meet specification, or are defective in quality or workmanship at the time of delivery. TSS will not be responsible for (re)installation expenses or any direct or indirect loss(es) which may result from a defective product. TSS reserves the right to field inspect any product alleged to be defective. The buyer is responsible for any consequences resulting from product use.